



#01-2026

# EURO LETTER

Internal memo of the  
WFIS Europe



# EURO LETTER

#01-2026



The articles  
for the Euroletter  
can be sent to:  
**third@wfis-europe.org**



## WORLD FEDERATION OF INDEPENDENT SCOUTS - EUROPE

WFIS-Europe is a Scout organization for independent Scouts. We meet in camps, leadertraining and jamborees. WFIS-Europe was created in 1999 and is an organisation under WFIS World-Wide. Every Scout organisation can join WFIS-Europe if they are not member of another world organisation. If you want to know more about WFIS-Europe, please contact one of the members of the committee.

### COMMITTEE

#### 1. Chairman

Margon Sørensen  
[first@wfis-europe.org](mailto:first@wfis-europe.org)

#### 2. Chairman

Julie Bryceson  
[second@wfis-europe.org](mailto:second@wfis-europe.org)

#### 3. Chairman

Sandra Orebi  
[third@wfis-europe.org](mailto:third@wfis-europe.org)

#### Treasurer

Henry Seelig  
[treasurer@wfis-europe.org](mailto:treasurer@wfis-europe.org)

#### Secretary

Marco Landsberger  
[secretary@wfis-europe.org](mailto:secretary@wfis-europe.org)

## MEMBERS

### AUSTRIA

- Scouts of Europa

### BELGIUM

- Onafhankelijke Scouts en Gidsen

### CZECH REPUBLIC

- SKAUT - cesky skauting ABS
- Svaz skautu a skautek Ceske Republiky
- Skaut S.S.V.

### DENMARK

- Baden-Powell Scouts of Denmark  
(De Gule Spejdere i Danmark)

### FRANCE

- Scouts de Chavagnes

### GERMANY

- Bund Europäischer St. Georgs Pfadfinderinnen und - Pfadfinder
- Bund Unabhängiger Pfadfinder
- CP Dreieich
- Deutscher Pfadfinder Bund e.V. gegr. 1911
- EPSG Baunach
- Europäischer Pfadfinderbund - Georgsritter e.V.
- Freier Pfadfinderbund Asgard
- Freier Pfadfinderbund St.Georg
- Independent Scout Association
- Solmser Pfadfinderschaft
- Pfadfinderbund Weltenbummler e.V.
- Christliche Freie Pfadfinderschaft Goldenstedt
- Pfadfinder im Mühlenbecker Land e.V.
- Pollution Police e.V.

### IRELAND

- Baden-Powell Scouts Slyguff
- 2nd Cavan Scouts

### ITALY

- Assiscout
- Esploratori e Guide d'Italia
- Federscout
- Sezione Scout di Gela
- Assoraider
- Federazione Italiana di Scouting Raider
- Confederazione Italiana dello Scouting Cristiano
- Baden Powell Scout Italia

### KOSOVO

- National Scout Center of Kosovo

### PROSPECTIVE MEMBERS

- Asociacion Grupo Scout Dawria, **Spain** ■ Vel Paratus, z.s., **Czech Republic** ■ Scout Amitiés, **France**

### LATVIA

- Latvijas Kristigie Skauti

### MALTA

- Baden Powell Scouts of Malta

### POLAND

- Zrzeszenie Harcerskie Piąta

### PORTUGAL

- UEP - União dos Escoteiros Portugueses

### ROMANIA

- Asociația Cercetasilor Traditionali din Romania  
ACT-RO

### RUSSIAN FEDERATION

- Russian Union of Scouts

### SPAIN

- Asociacion Scout Independiente De Madrid
- Associació Catalana de Scouts
- Grupo Scout Alpha
- Asociacion Juvenil Grupo Scout Independiente Gilwell
- Federation Scout de la Comunidad Valenciana
- Scout Independientes del Principado de Asturias
- Grupo Scout San Pío X
- Asociación de Scouts Independientes de Córdoba
- Grupo Scout Hotara
- Scout Group Margyp
- Grupo Scout Picos del Oso
- Grupo Scout Espinardo
- Grupo Scout Aéreos Torrejón
- Grupo Scout Cicónidas

### SWITZERLAND

- Feuerkreis Niklaus von Flüe

### UKRAINE

- Association of scouts "Rozvidnyk" (Volyn and Lviv region)

### TURKEY

- Kapif

### TURKISH REPUBLIC OF NORTHERN CYPRUS

- Turkish Republic of Northern Cyprus Girl Scout Association

### UNITED KINGDOM

- Baden-Powell Scouts Association
- Scouts and Guides of Saint Joseph, Fife, Scotland
- 1st Blackwater Valley Scout Group
- Phoenix Independent Scouts Association







## PENNY ACTION 2026

It is a long-standing tradition among Scouts to stand together as a community and support one another.

This includes organising a penny action once a year, usually on Thinking Day or Founders Day, to provide financial support to Scouts worldwide. In recent years, we have been able to support many projects and help Scouts after natural disasters, destroyed Scout halls, and training courses in various countries for children, young people and adults. We have also been able to provide our brothers and sisters with uniforms, badges, neckerchiefs and much more.

This year, we want to start a penny action on Thinking Day/Founder's Day, where everyone who can donate a small amount to support a greater cause. In 2026 we want to continue to support our members in Africa with training and education measures and help our members in Sri Lanka rebuild the WFIS regional office and make it storm and flood-proof.

We thank you for your support and donations.

Please send your donation – with the reference “Donation” - to the following bank account:

Account Holder is: Klaus Tegeder

Volksbank Limburg  
IBAN: DE70 5709280000009988 00  
BIC: GEN0DE51DIE

or via PayPal to  
[office@wfis-worldwide.org](mailto:office@wfis-worldwide.org)



# GENERAL ASSEMBLY 2026



Dear fellow Scouters,  
below are photos of the 2026 General Assembly in Laubach, which took place, as usual, in a wonderful spirit of scout brotherhood.

At the event we welcomed, and to whom we send our best wishes, three new full members:

- Zrzeszenie Harcerskie Pięta (Poland)
- Asociacion Scout Aéreas Torrejon (Spain)
- Grupo Scout Cicónidas (Spain)

and three new prospective members:


- Asociacion Grupo Scout Dawria (Spain)
- Vel Paratus, z.s. (Czech Republic)
- Scout Amitiés (France)

The third Chairman Sandra Orebi was re-elected.

We hope to see many of you at the birthday celebration workshop in Laubach this year. ■













# WORKSHOP 2026

## 2-4 OCTOBER

### LAUBACH, GERMANY



## Workshop Location

Will take place at „Jugendgästehaus“  
same as for the GA actually

Haus der Jugend  
Am Sonnenhang 1  
35321 Laubach

N 50.551819 E 8.989653

<https://www.jugendgaestehaus-laubach.de/>

## How to reach

### By plane:

Frankfurt International (FRA) app. 80 km

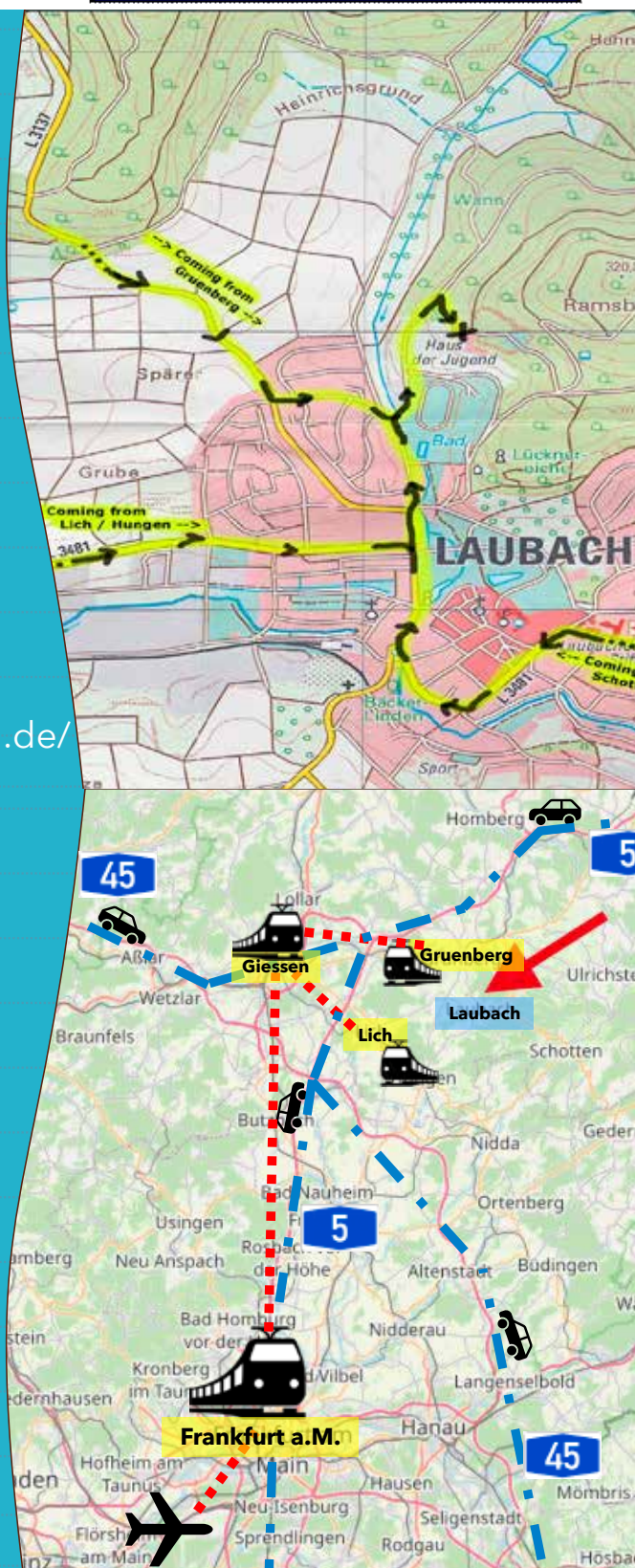
### By Train: - - - - -

via Giessen to Grünberg,  
via Giessen to Lich

Pick-Up from train stations can be  
arranged

### By Car: - - - - -

Parking is available at location



## Anniversary Celebration

- Will take place at guest house
- Will begin late afternoon – starting with the burial of a time capsule containing badges and documents from our associations at the WFIS tree on the campsite

**WE ASK EVERYONE TO BRING SOIL FROM THEIR HOMETOWNS WITH THEM.**

**NON-EU countries are NOT ALLOWED to import !!**

- After dinner, there will be a celebration in the guest house
- On Sunday morning there will be an opportunity to visit the founding room.

## Meals

- Central Food Place will be guest house
- from Friday afternoon until Sunday breakfast
- Lunch packages for Sunday on request



Last but not least

Thank  
You





# Accommodation

Depending on quantity of participants mainly at

## Jugendgästehaus

Please bring slippers along with you

Depending on qty. of participants:  
Additional sleeping places will be arranged nearby to optimise travel times to workshop location.



# Workshops

Actually planned workshops

- Geocaching
- Candle Dipping
- Fabric Printing
- Stick-Sword-Fighting
- Sourdough Bread Baking
- DIY bracelets
- Astronomy
- Guitar course
- DIY Camp-Chair
- Blacksmithing
- First Aid
- DIY Macramé
- Pioneering

**Any association is very welcome to offer workshops too. Please contact us on [Funko@solmser-pfadfinder.de](mailto:Funko@solmser-pfadfinder.de)**





Winner

# PIONET... 2025

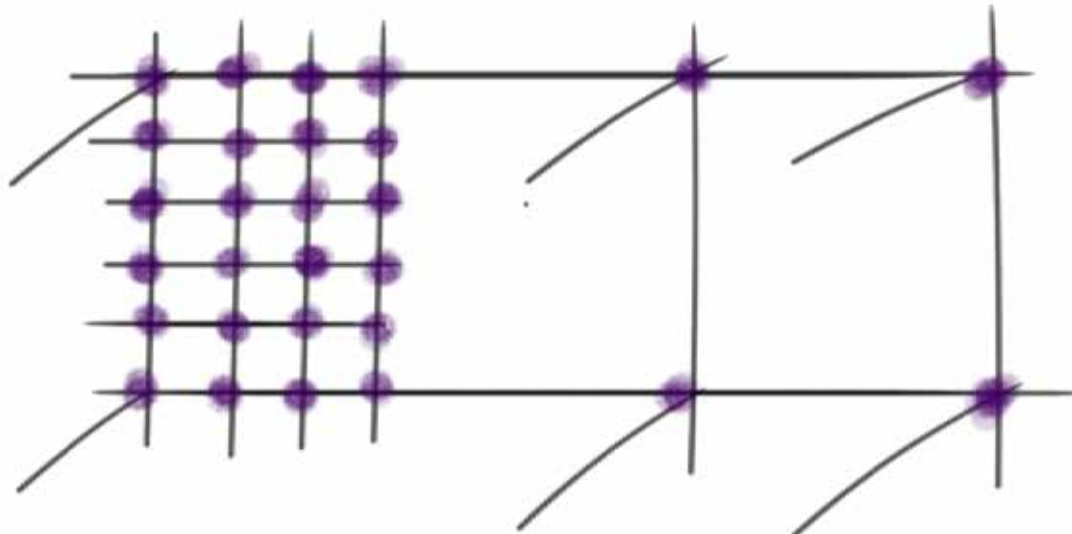
## Our Multi-Purpose Bench Project

By Owl Patrol, Żebbuġ Baden Powell Scouts Malta



*Drying rack  
(to be covered in tarp)*

*Throwing things away  
(garbage bag to be hung up)*



*Washing things like messins  
(Two made to measure basins to be added)*

First, we planned what we would be doing and who would participate before making a simple sketch and submitting the entry email.

Then, we planned where and when we would be meeting up to work on the project. We chose a time that worked for most of the patrol and decided on a quiet place where we could stay focused. However, once we started working, we realized that the amount of work we had to complete was more than we expected. Because of this, we couldn't finish everything during our first session, so we arranged a second meeting to complete the remaining tasks and make sure everything was done properly.

The first time we went to a small street and worked on our multi-purpose bench there. Present were the ASL Mattea Gatt, the SPL Matthias Cachia, the PL Alex Camilleri and the APL Charlotte Mizzi. On that day we worked mainly on the the top part of the bench. We finished the sink, garbage area as well as the drying rack. For the poles we used ones we had cut to the exact size during the Summer Camp back in July. We used ropes which were kindly provided by the Group itself. Under this paragraph you should find a few pictures of the PL Alex and the APL Charlotte, working on it.

On the second date we met up at our Head Quarters. During the second phase of building the bench we attached the legs and







making sure they were stable. Present were the ASL Matteo Gatt, the SPL Matthias Cachia, the PL Alex Camilleri, the APL Charlotte Mizzi and Nick Bonnici, Isaac Tonna and Adele Camilleri who are all part of the Owl Patrol.

Although we had planned ahead of time, we ran into a small problem which was that the legs weren't stable enough to support the whole bench on their own. So with a lot of thought and consideration we used another rope which we tied in a criss cross pattern to the legs as to help the legs support the bench. After we were done with that

we used a tarp and a bucket full of water to make the facilities we planned. But we ran into another problem; our initial plan was to only tie a black garbage bag and the scout law says that scouts take care of the environment and so we tied a black and a green garbage bag for waste separation. Below you should find pictures of our members working, as well as our finished results.

In conclusion, we had to face several different difficulties such as reshuffling of patrols in the middle of the year, two members of the patrol who attended none of the meetings due to unknown reasons, difficulties in building it and even not having a set place to work on the project. Although we had these difficulties, we managed to work as a patrol to create our Multi-purpose Bench! We hope you like our project and enjoy seeing how we executed our Pionet project. We thank you for this amazing opportunity! ■



# HANDICRAFT 2025

## Winners



**Name:** Audrey  
**Surname:** Buhagiar  
**Age:** 5  
**Scout Group:** Bahrija Baden Powell Scout  
**Association:** Baden Powell Scouts Malta




**Name:** Archie  
**Surname:** South  
**Age:** 6

**Scout Group:** 1st Mortimer scout Group  
**Association:** Phoenix Independent Scout Association



**Name:** Valentina  
**Surname:** Sant  
**Age:** 6  
**Scout Group:** Bahrija Baden Powell Scout  
**Association:** Baden Powell Scouts Malta

**Name:** Nick  
**Surname:** Falzon  
**Age:** 7  
**Scout group:** Mtarfa Baden Powell Scouts Malta  
**Association:** Baden Powell Scouts Malta





**Name:** Anna  
**Surname:** Horakova  
**Age:** 8  
**Association:** VEL PARATUS z.s.



**Name:** Luigi  
**Surname:** Ghio  
**Age:** 9  
**Scout group:** Mgarr Baden Powell Sea Scout Group  
**Association:** Baden Powell Scouts Malta



**Name:** Elise  
**Surname:** Vella  
**Age:** 10  
**Scout group:** Mgarr Baden Powell Sea Scout Group  
**Association:** Baden Powell Scouts Malta



**Name:** Calvin  
**Surname:** Gixti  
**Age:** 11  
**Scout group:** Mgarr Baden Powell Sea Scout Group  
**Association:** Baden Powell Scouts Malta





**Name:** Kyra  
**Surname:** Grech  
**Age:** 12  
**Scout group:** Mgarr Baden Powell Sea Scout Group  
**Association:** Baden Powell Scouts Malta



**Name:** Alex  
**Surname:** Buonetempo  
**Age:** 13  
**Scout group:** St. Paul's Bay Baden Powell Sea Scout Group  
**Association:** Baden Powell Scouts Malta



**Name:** Zirona  
**Surname:** Brincat  
**Age:** 14  
**Scout group:** St. Paul's Bay Baden Powell Sea Scout Group  
**Association:** Baden Powell Scouts Malta



**Name:** Julia  
**Surname:** Micallef  
**Age:** 15  
**Scout group:** Mtarfa Baden Powell Scout Group  
**Association:** Baden Powell Scouts Malta

# CHRISTMAS WITH THE GRUPO SCOUT AEREOS TORREJON

Alexandro Moreno/Ainoha Lucas/ David Serrano  
- GS Aereos Torrejon Spain

In our group, Christmas is always filled with special moments, shared activities and lots of family time.

Since our foundation, there have been three traditions that we never miss: the delivery of the Light of Peace from Bethlehem, a visit to our city's nursing home and a Christmas party with our families. This year, the Zorros Patrol of the Diego de Acuña Troop also gave us a very special treat by organising a visit to the Magical Christmas in Torrejón de Ardoz.

This article is special because it was written by several of us to tell you first-hand how we experience this wonderful time of year within the group.

December began with an outing on Saturday the 6th, when the Diego de Acuña Troop visited the Magical Christmas park in Torrejón de Ardoz, our city. The activity was organised entirely by the Zorros Patrol and was designed exclusively for the troop. Almost all of the Scouts attended, a total of 12, accompanied by five leaders. The outing lasted all afternoon. Final del formulario We visited Las Mágicas Navidades, considered the largest Christmas park in Spain. The patrol took care of everything: buying tickets, organising the tour, setting meeting points and coordinating show times. During the visit, we walked through the park, which was filled with light, large sculptures, illuminated tunnels and Christmas decorations everywhere. There were also many attractions, food



stalls and exhibitions, from ice sculptures to areas dedicated to geeky themes such as Star Wars.

We couldn't miss out on eating churros with chocolate, a tradition very dear to us, or visiting the life-size nativity scene, full of buildings and figures. We took the opportunity to take photos, chat and enjoy a very fun afternoon together.

Saturday the 13th was a busy day for the whole group. The Beavers, Cubs and Scouts visited a nursing home to share an afternoon full of love and Christmas spirit with the residents. Before the visit, we gathered in the parish halls, where we spent several hours playing and laughing while making small crafts and handmade Christmas cards, which we then personally delivered to the elderly residents





in the afternoon. It was a simple gesture, but a very touching one. During the morning, we were visited by our brothers from ACS (Xor and Neuss).

Afterwards, we all had lunch together in the parish courtyard. Despite it being winter, the sun was shining and the weather was so nice that it seemed as if the cold had stopped for a moment just for us. After a short walk to the home, we began the activity by singing Christmas carols. The elderly residents welcomed us with great enthusiasm and enjoyed both the singing and the dancing. The most special moment came when each Beaver, Cub and Scout personally delivered the gifts they had prepared. Seeing their smiles and feeling their gratitude was something we will not easily forget. There were hugs, conversations, excitement and a Christmas atmosphere that could be felt in every corner of the residence. On Saturday the 20th, we celebrated our Christmas party with the families. We had a big gathering where everyone, from the youngest

children to the parents, felt like part of the same family. We sang, played games and, of course, enjoyed the famous game of Bórdón. Some parents took it so seriously that they ended up covered in mud and on the ground, much to everyone's amusement.

We also organised Christmas workshops such as Christmas Bows, Christmas Wreaths and Christmas Garlands. To round off the afternoon, we shared a meal together, thanks to what each family brought.

Sunday 21st was another very special day. Once again, we upheld the Scout tradition of delivering the Light of Peace from Bethlehem. This year, we left it at the parish church of the Torrejón de Ardoz Air Base and also delivered it to the parish church of the Holy Family in Torrejón de Ardoz.

As you can see, it has been an intense month, full of activities, emotions and shared moments. Now it's time to rest and recharge our batteries so we can come back in January with lots of enthusiasm. ■



# PROJECTS 2026

## A RUBBISH PROJECT!

**It is for all Sections/Groups/Associations**

**When:** any day in the month of May 2026 chosen by the groups/associations.

**The aim is to, like B-P said:** “Try and leave this world a little better than you found it”!


So, choose a day in May and organize yourselves to collect rubbish, it could be a field, a beach, a park etc.

● **Take photos before, during and after, and send them by email to:**

**rubbish@wfis-europe.org** (max 20 megabyte)

by **June 15, 2026**, indicating section/group/association and country.

**All participants** will get a badge, and each Group/Association will receive a participation certificate.



**SOOOOOO...  
LET'S ALL GET STARTED!**





## PROJECTS 2026

# LALALAAAAA CONTEST

It can be individual, or Group  
(obviously not professionals).  
The song that the jury will consider the best  
(and most catchy)  
**will be chosen as the song to be used  
for “Eurocamp 2027”.**

**Description:** participants must submit a song on the theme of  
**“peace, brotherhood and scouting”.**

It could be an existing scout song with new lyrics and the same melody,  
or a completely new song.


**The best song will be awarded a prize:** a free place at the Eurocamp  
for the single winner or for a maximum of 8 vouchers for the winning  
group, to pay for the basic camp.

All that has to be done is get the song ready, then send a download link  
at this email address: **[lalalaaa@wfis-europe.org](mailto:lalalaaa@wfis-europe.org)** so that it can be saved  
to the cloud, and the jury will just have to download it.

**Expiring date:** by the latest at the next GA, January 2027.



## PROJECTS 2026



# PHOTO CONTEST 2026

**Have your scouting moment  
captured and shine in the picture!**

**Do you have an eye for adventure?**

Then participate in the WFIS photocontest and show what scouting means to you or your group.

**Capture a special moment :**

At camp, by the campfire, during a hike, on the water or in nature.

Everybody can participate

 Beavers,

 Cubs,

 Scouts

 Rovers

 **Submission can be done up to the 1st of December 26.**

 Mail your picture to:

[photocontest@wfis-europe.org](mailto:photocontest@wfis-europe.org)

Mention your name, age, groups name and a brief explanation.

A little tip; think creative, show action, friendship or nature.

But above all show what makes scouting speciale to you!

**Hope to see a lot of you soon !!**



## PROJECTS 2026



# The Beaver Project - Sharing Fun

The Beaver Project – Sharing Fun is for Beavers all over Europe.

Through the sharing of fun Beavers from different areas or countries can share fun with other Beavers from WFIS - Europe.

Complete the registration form and send it to [beavers@wfis-europe.org](mailto:beavers@wfis-europe.org)

*Sofie Stigaard is the Big Brown Beaver for the project. She is your contact if you have any questions about the project. You will get her contact details when you register.*

Remember to order the Sharing Fun badges on the registration form.

**You can send the registration form any time until the end of August 2026 and we will match your Colony with another one as applications come to us, that way we hope there will be less waiting time for children.**

It is very easy to join the sharing of fun, here is what you have to do:

1. Send a photo of your Beavers looking happy.
2. Make a picture of a Beaver to send to other Beavers, you could paint it, make it out of material stuck to card, anything you want.
3. Sing a Beaver song and record it to send to other Beavers.
4. Ask a leader to write a little about what you do at Beavers, so it can be read out to other Beavers.

From Big Brown Beaver you will get the name and address of a Beaver Colony to send your package to.

**PROJECTS 2026**

# Registration Form

**NAME OF GROUP:** \_\_\_\_\_

**ASSOCIATION:** \_\_\_\_\_

**COUNTRY:** \_\_\_\_\_

**CONTACT PERSON.**

**NAME:** \_\_\_\_\_

**ADDRESS:** \_\_\_\_\_

\_\_\_\_\_

\_\_\_\_\_

**TELEPHONE NUMBER:** \_\_\_\_\_

**E-MAIL:** \_\_\_\_\_

**HOW MANY BADGES DO YOU WANT?** \_\_\_\_\_

**You can send the registration form until the end of August**

**Please send this form to: [beavers@wfis-europe.org](mailto:beavers@wfis-europe.org)**



**PROJECTS 2026**

# Cubs connecting our Friendship 2026

The Cubs Connecting our Friendship is for Cubs all over Europe.

Through this Connection, Cubs from different areas or countries can learn more about other Cubs from WFIS - Europe.

It is very easy to join the Connection, here is what you have to do:

Fill out the registration form and send it [cubsconnect@wfis-europe.org](mailto:cubsconnect@wfis-europe.org)

*Sofie Stigaard is the leader of the Connection project and she is your contact if you have any problems or questions about the project, you can e-mail her at [cubsconnect@wfis-europe.org](mailto:cubsconnect@wfis-europe.org)*

Remember to order the badges on the registration form.

## **You can send the registration form until the end of August 2026**

1. Take a picture of your Cubs and leaders.
2. Now your Cubs have to find a lot of information about:
  - What they are doing at their meetings
  - Who they are
  - Maps and information about the city they live in
  - Maps and information about the country they live in
  - Stories from summer camps
  - Great drawings
  - Anything else your Cubs want to tell about.
  - One picture of the Cubs and leaders.

The Cubs have to make one information package.

3. From the leader of the project you will get the e-mail address of the Cub Pack you will be sending to. You must then e-mail to get the details and address of where you have to send your package.

4. You must post your package to the given address. Your Cubs will get one package from the Cub Pack you have contacted and you have to share the information you get with the rest of the Cubs in your Pack.

**PROJECTS 2026**

# Registration Form

**NAME OF GROUP:** \_\_\_\_\_

**COUNTRY:** \_\_\_\_\_

**CONTACT PERSON.**

**NAME:** \_\_\_\_\_

**ADDRESS:** \_\_\_\_\_

\_\_\_\_\_

\_\_\_\_\_

**TELEPHONE NUMBER:** \_\_\_\_\_

**E-MAIL:** \_\_\_\_\_

**HOW MANY CUBS?** \_\_\_\_\_

**HOW MANY LEADERS?** \_\_\_\_\_

**HOW MANY BADGES DO YOU WANT?** \_\_\_\_\_

**You can send the registration form until the end of August**

Please send this form to: [cubsconnect@wfis-europe.org](mailto:cubsconnect@wfis-europe.org)



## PROJECTS 2026

## PATHFINDER BELT

International Project for Rovers and Scouts in WFIS worldwide

**INTRODUCTION:**

The Pathfinder Belt is the challenge of a lifetime, which is open to Scouts aged over 16 and members of the Rover Section. It is a chance to take part in a ten-day expedition that brings a real understanding of a different country, its people and way of life.

The Pathfinder Belt is described as 'the antidote to the package holiday'. It is designed to help young people develop a real understanding of another country by travelling through that country, completing surprise projects, working as a small team and meeting local people.

**THE REQUIREMENTS:**

To complete the Pathfinder Belt, a Scout or Rover must:

- Be over 16 years old
- Plan and train for an international expedition as part of a small team
- Travel to another country and travel through that country over ten days
- Complete a self selected major project
- Complete about ten smaller projects
- Keep a Logbook during the expedition
- Take part in a debriefing after the expedition
- Make a presentation about the expedition

**TRAVEL:**

Most Pathfinder Belt expeditions are undertaken on foot, although other forms of transport including canoe, boat, bicycle and horseback are equally acceptable. Some teams may wish to use local public transport as part of their expedition and, as long as this provides real opportunities to meet and talk with local people, then it is acceptable. Teams may wish to mix forms of travel. Please note that hitchhiking is not permitted by The WFIS.

**DURATION:**

The expedition should last for at least ten days. The Pathfinder Belt is more of a marathon than a sprint! During this time, the team should spend at least 30 hours travelling from place to place and visit at least four different towns or villages. For a typical team travelling mainly on foot, this would suggest a route of about 100 miles (160km). However, it is important that the route and distance take into account the local geography, methods of

transport, physical ability of the team members, daytime temperatures and likely weather. Time spent travelling to and from the country of the expedition should not be included.

**TRAINING:**

Teams must complete training appropriate to the expedition they plan. For most young people, completing projects while on the move will be a new experience. A 'mini-Pathfinder Belt' in which teams undertake a journey over a weekend, near to home and with two or three surprise projects is excellent preparation. Training should cover expedition safety and emergencies, physical preparation and some considerable discussion about the best ways of approaching and meeting local people for help with projects. It is essential that, by the end of the training, teams understand that the aim of the Pathfinder Belt is to 'develop a better understanding of another country, its people and way of life'. Teams that approach the Pathfinder as a purely physical challenge are unlikely to achieve the requirements.

**WHERE AND WHEN:**

Many Pathfinder belt expeditions are organized by a Country or Association. These expeditions benefit from the cost savings of group travel and the extra support that an experienced Country or Association team can offer. In this case the team may not have much influence over the destination and dates for the expedition. However, decisions about the precise route will always remain with the team.

Alternatively, Scouts and Rovers can organize their own Pathfinder Belt expeditions as a small team, perhaps as part of a larger trip or camp.

## PROJECTS 2026

**ROUTE:**

The route should be chosen with the following in mind:

- It should pass through at least four towns or villages
- It must not include any wild country
- It should support the major project and provide opportunities for completing smaller projects

In many countries, it will be easier to meet local people in villages rather than larger towns.

**EQUIPMENT:**

You will be on your own for at least 10 days; so all the gear must be reliable. Boots must be broken in, while adequate clothing for the conditions anticipated and suitable light-weight tents must be obtained.

Check what fuels are readily available in the country.

While you will be living largely on the food of the country being visited, ensure that you have dehydrated foods available as a reserve.

You should aim to carry no more than 16kg each or one fifth of your own body weight.

**SAFETY AND TEAM SIZE:**

The safety of teams is essential. Pathfinder Belt expeditions should not be undertaken in adventurous country.

Where it is necessary to pass through rough areas, the adventurous activity rules must be followed. Because it is

essential to meet local people in order to complete the projects, it is much more effective to travel in semipopulated areas and in small groups. Teams should consist of no fewer than four people, but the size of team will depend on the hazards likely to be met.

In most areas where Pathfinder Belt expeditions take place, there should be good access to a mobile telephone network and this should be seriously considered as one of the emergency contact options, but not the only option. Teams should be clearly briefed about what to do in an emergency. Common-sense advice, appropriate to the country being visited, should also be given about approaching and meeting local people. Many teams have reported that wearing a Scout uniform at all times provides a quick and effective way of being recognised as a Scout.

**BUDGET:**

Most Pathfinder Belt expeditions operate on a tight budget. In practice, this helps because it encourages teams to eat local food, avoid large commercial campsites and to take advantage of home hospitality.

**PROJECTS:**

Each team should choose a major project. The assessment team should approve the project before departure. A good major project is one that:



# PROJECTS 2026

- Surveys of the leisure and recreation interests of young people and the facilities available to them.
- Investigates typical rural industries and crafts
- Makes a comparison of lifestyles in the villages and uplands
- Follows the course of a river and investigate the different communities it serves, their industry, agriculture and lifestyles
- Musician development of this Country
- Culture
- Food and drink
- Architecture
- Language

Each team should also complete ten smaller projects. Five of these should be surprise projects set by the other members of the Network or Unit. These projects should be given to the team 24 hours before departure. Teams should be able to choose projects from a longer list of around 20 projects, in order to provide flexibility and choice based on local circumstances.

## A GOOD PROJECT IS ONE THAT:

- Needs help or information from local people
- Will prompt the team to try or do something that they might otherwise have missed
- Takes an hour or so to complete
- Is based around something unique or special about the area being visited
- For example 'chat to the oldest person you can find in a village about the changes they have seen in the area during their lifetime' or 'in the UK, many people use the Internet every day. How important is the Internet to people in the area you're visiting?'

## DEBRIEFING:

As soon as the expedition is completed and, if possible, before leaving the country being visited, the team should hold an informal debriefing with a Leader. This is designed to help the team reflect on:

- What they have done
- The people they have met
- How their views have developed about the country visited
- How they worked as a team
- The appropriateness of their planning and training
- What they have achieved

The debriefing is not an assessment and no judgements should be made.

## LOGBOOK:

The logbook is assessed. Its purpose is to help teams keep personal notes about their expedition and to support the debriefing and presentation. The logbook could be kept on paper, dictated or completed as a video diary. Photographs or slides are also useful and can help to support the presentation.

## ASSESSMENT:

The Pathfinder Belt is assessed by a team who will base their decision on:

- How much the team have developed their knowledge of the country, people and way of life
- How much the team members have developed personally and as a team from the experience
- The quality of the expedition

The members of the assessment team will normally include:

- Any expedition leaders.
- The Network Co-ordinator.
- Another person appointed by the District, Country or Association.

The debriefing, the presentation and a discussion with the team normally help to make the decision. Successful teams receive a certificate and the Pathfinder Belt, which is a belt with a special buckle and is available from the WFIS Supplies.

Pathfinder Belt expeditions may count towards the 'Other Adventurous Projects' requirements of the Duke of Edinburgh's Award Gold Expedition, provided that a notification form is sent to the appropriate Association Headquarters at least four months before the expedition. The Pathfinder Belt can also be used to fulfil the requirements of the St George Award expedition or parts of the other Awards, but it may not be used more than once.




WFIS EUROPE EVENT

# EURO CAMP

## 27

WFIS EURO CAMP 2027

**"WE CAN DO IT!"** 31 July – 7 August 2027 Vialfrè (Torino), Piemonte, Italia

AN OPEN INVITATION

# MAKE IT YOURS

This is **YOUR** Federal Camp

Eurocamp 27 is built by the community, for the community.  
Whether you have a brilliant idea, a skill to teach, or time to give,  
your contribution shapes our shared adventure.

**IDEAS**

Propose new  
initiatives and  
activities.

**WORKSHOPS**

Share your skills and  
run a session.

**SERVICE**

Volunteer your time  
to help run the camp.

**GET INVOLVED NOW**